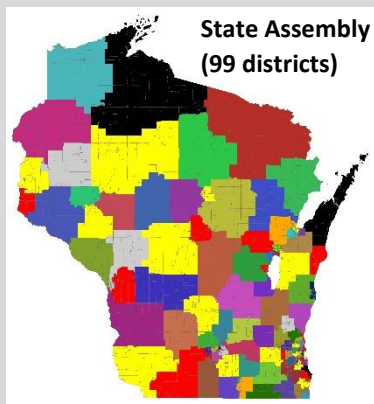
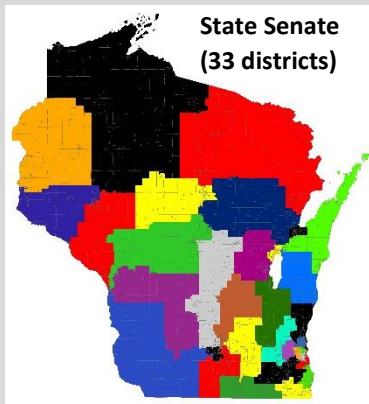


### District Solutions Wisconsin Fair Legislative Map #01 (Nov. 11, 2021)

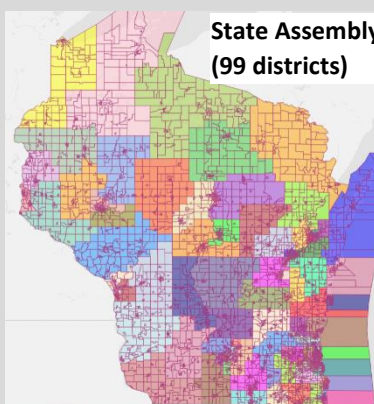


- 1.99% pop. deviation
- Reock score: .4648
- PolsbyPop score: .3933
- 6 dists ≥ 50% Black VAP
- 2 dists ≥ 50% Hisp VAP
- 27 competitive districts
- 2.27% efficiency gap
- 48.6 expected Dem wins
- 33.9% chance of Dems winning seat majority

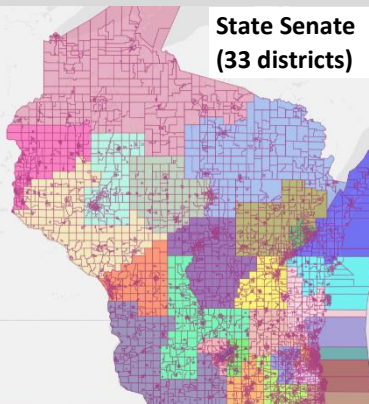


- 1.61% pop. deviation
- Reock score: .4246
- PolsbyPop score: .3117
- 2 dists ≥ 50% Black VAP
- 1 dist 44.95% Hisp VAP
- 13 competitive districts
- 2.75% efficiency gap
- 16.0 expected Dem wins
- 37.6% chance of Dems winning seat majority

### People's Maps Commission

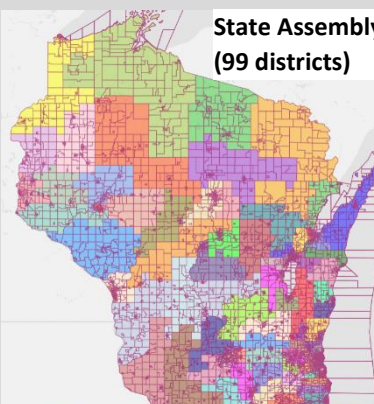


- 1.87% pop. deviation
- Reock score: .3940
- PolsbyPop score: .3414
- 2 dists ≥ 50% Black VAP
- 2 dists ≥ 50% Hisp VAP
- 23 competitive districts
- 5.48% efficiency gap
- 45.4 expected Dem wins
- 3.8% chance of Dems winning seat majority

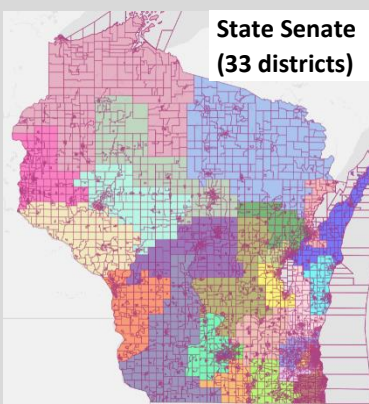


- 1.11% pop. deviation
- Reock score: .3827
- PolsbyPop score: .3197
- 1 dist ≥ 50% Black VAP
- 1 dist 39.42% Hisp VAP
- 11 competitive districts
- 8.29% efficiency gap
- 14.2 expected Dem wins
- 6.6% chance of Dems winning seat majority

### Senate Bill 621



- 0.76% pop. deviation
- Reock score: .3582
- PolsbyPop score: .2450
- 5 dists ≥ 50% Black VAP
- 2 dists ≥ 50% Hisp VAP
- 17 competitive districts
- 11.25% efficiency gap
- 39.7 expected Dem wins
- 0.0002% chance of Dems winning seat majority



- 0.57% pop. deviation
- Reock score: .3684
- PolsbyPop score: .2268
- 2 dists ≥ 50% Black VAP
- 1 dist 45.13% Hisp VAP
- 7 competitive districts
- 14.46% efficiency gap
- 12.2 expected Dem wins
- 0.12% chance of Dems winning seat majority

Notes: All metrics except the chance of winning a seat majority are computed using [www.davesredistricting.org](http://www.davesredistricting.org). The final metric was developed by District Solutions LLC based on assumptions identical to those at [www.davesredistricting.org](http://www.davesredistricting.org), namely that a party with a historical, two-party vote share of (50, 52, 54, 56, 58, 60) percent in a district has a (50.0, 69.1, 84.1, 93.3, 97.7, 99.4) percent chance of winning the district. The District Solutions map performs the best in all aspects except population deviation.